


















































## Complete Set of Frequencies

This dashboard contains a complete set of responses to each question on the survey. By default, "don't know" responses are excluded, but may be added to the table using the response filter to the right. In some tables, the percentages may not sum to 100%; this is either because the question permitted the respondent to "choose all that apply", or for a question that asked the respondent to select one answer, it is due to the customary practice of rounding values to the nearest whole number.


























<b>Community Design</b>	<b>Please rate each of the following aspects of quality of life in Franklin.</b>	<b>Your neighborhood as a place to live</b>	Excellent		<b>56%</b> N=224
			Good		<b>40%</b> N=160
			Fair		<b>4%</b> N=16
			Poor		<b>1%</b> N=2
	<b>Please rate each of the following characteristics as they relate to Franklin as a whole.</b>	<b>Overall design or layout of residential and commercial areas</b>	Excellent		<b>17%</b> N=68
			Good		<b>53%</b> N=215
			Fair		<b>24%</b> N=99
			Poor		<b>5%</b> N=21
	<b>Please also rate each of the following in the Franklin community.</b>	<b>Well-planned residential growth</b>	Excellent		<b>12%</b> N=42
			Good		<b>38%</b> N=137
			Fair		<b>30%</b> N=108
			Poor		<b>21%</b> N=74
		<b>Well-planned commercial growth</b>	Excellent		<b>15%</b> N=53
			Good		<b>43%</b> N=150
			Fair		<b>30%</b> N=104
			Poor		<b>12%</b> N=42
		<b>Well-designed neighborhoods</b>	Excellent		<b>21%</b> N=81
			Good		<b>50%</b> N=190
			Fair		<b>24%</b> N=93
			Poor		<b>5%</b> N=19
		<b>Preservation of the historical or cultural character of the community</b>	Excellent		<b>44%</b> N=171
			Good		<b>39%</b> N=151
			Fair		<b>14%</b> N=54






















Community Design	Please also rate each of the following in the Franklin community.	Preservation of the historical or cultural character of the community	Poor		2% N=9
		Public places where people want to spend time	Excellent		32% N=128
			Good		48% N=190
			Fair		17% N=68
			Poor		3% N=10
		Variety of housing options	Excellent		8% N=33
			Good		39% N=152
			Fair		29% N=111
			Poor		23% N=90
		Availability of affordable quality housing	Excellent		3% N=9
			Good		17% N=61
			Fair		26% N=92
			Poor		55% N=198
		Overall quality of new development	Excellent		13% N=47
			Good		47% N=171
			Fair		30% N=110
			Poor		9% N=34
		Overall appearance	Excellent		52% N=205
			Good		43% N=173
			Fair		5% N=19
	Poor		0% N=1		
	Please rate the quality of each of the following services in Franklin.	Land use, planning and zoning	Excellent		12% N=35
			Good		39% N=115
			Fair		31% N=91
			Poor		18% N=54
		Code enforcement	Excellent		23% N=66



























Community Design	Please rate the quality of each of the following services in Franklin.	Code enforcement	Good		54% N=154
			Fair		17% N=48
			Poor		6% N=16
	Please rate how important, if at all, you think it is for the Franklin community to focus on each of the following in the coming two years.	Overall design or layout of residential and commercial areas	Essential		40% N=157
			Very important		45% N=177
			Somewhat important		14% N=57
			Not at all important		1% N=6
	Custom	Please rate your level of satisfaction with the City of Franklin's management of growth:	Very satisfied		29% N=101
			Somewhat satisfied		45% N=158
			Somewhat dissatisfied		18% N=62
Very dissatisfied				9% N=33	
How much would you support or oppose higher taxes or fees if local and state transportation projects could be completed in less time?		Strongly support		15% N=62	
		Somewhat support		27% N=110	
		Somewhat oppose		28% N=111	
		Strongly oppose		24% N=98	
		Don't know/no opinion		6% N=23	
How much would you agree, if at all, that each of the following amenities are needed in Franklin?		Additional Recreation Amenities	Strongly agree		23% N=90
			Somewhat agree		41% N=160
			Slightly agree		26% N=101
			Do not agree		9% N=35
Unique Shopping Opportunities		Strongly agree		14% N=53	
		Somewhat agree		33% N=127	
	Slightly agree		28% N=110		
	Do not agree		26% N=100		
Dedicated Farmer's Market	Strongly agree		55% N=218		
	Somewhat agree		24% N=96		

Custom	How much would you agree, if at all, that each of the following amenities are needed in Franklin?	Dedicated Farmer's Market	Slightly agree		13% N=50	
			Do not agree		8% N=30	
		Large-scale Sports & Entertainment Venue	Strongly agree		15% N=59	
			Somewhat agree		24% N=95	
			Slightly agree		18% N=73	
			Do not agree		42% N=167	
	Enhanced Transportation Options (Rail/Light-rail/Air/Choice Lanes)	Strongly agree		38% N=151		
		Somewhat agree		24% N=94		
		Slightly agree		18% N=72		
		Do not agree		20% N=81		
	Demographic	Please indicate whether or not you have done each of the following in the last 12 months.	Voted in your most recent local election	No		22% N=88
				Yes		78% N=312
In general, how many times do you:		Access the internet from your home	Several times a day		80% N=316	
			Once a day		11% N=45	
			A few times a week		6% N=22	
			Every few weeks		1% N=3	
			Less often or never		2% N=8	
		Access the internet from your cell phone	Several times a day		88% N=347	
			Once a day		8% N=30	
			A few times a week		2% N=7	
			Every few weeks		0% N=	
			Less often or never		2% N=9	
Visit social media sites	Several times a day		61% N=239			
	Once a day		12% N=47			
	A few times a week		14% N=53			
	Every few weeks		2% N=9			



























Demographic	In general, how many times do you:			
	<b>Visit social media sites</b>	Less often or never		11% N=44
		<b>Use or check email</b>	Several times a day	
		Once a day		18% N=70
		A few times a week		2% N=9
		Every few weeks		1% N=3
		Less often or never		1% N=5
	<b>Share your opinions online</b>	Several times a day		6% N=23
		Once a day		3% N=10
		A few times a week		12% N=45
		Every few weeks		16% N=60
		Less often or never		64% N=243
	<b>Shop online</b>	Several times a day		15% N=59
		Once a day		9% N=34
		A few times a week		38% N=146
		Every few weeks		29% N=112
		Less often or never		10% N=38
	<b>How many years have you lived in Franklin?</b>	Less than 2 years		10% N=40
		2-5 years		23% N=89
		6-10 years		14% N=56
		11-20 years		21% N=82
More than 20 years			32% N=128	
<b>Which best describes the building you live in?</b>	Single-family detached home		59% N=232	
	Townhouse or duplex (may share walls but no units above or below you)		10% N=40	
	Condominium or apartment (have units above or below you)		27% N=107	
	Mobile home		2% N=10	
	Other		1% N=6	



























Demographic				
	<b>Do you rent or own your home?</b>	Rent		<b>36%</b> N=141
		Own		<b>64%</b> N=255
	<b>About how much is your monthly housing cost for the place you live (including rent, mortgage payment, property tax, property insurance and homeowners' association (HOA) fees)?</b>	Less than \$300		<b>2%</b> N=7
		\$300 to \$599		<b>4%</b> N=15
		\$600 to \$999		<b>4%</b> N=16
		\$1,000 to \$1,499		<b>9%</b> N=34
		\$1,500 to \$2,499		<b>40%</b> N=154
		\$2,500 to \$3,999		<b>29%</b> N=113
		\$4,000 to \$6,999		<b>10%</b> N=39
		\$7,000 to \$9,999		<b>1%</b> N=2
		\$10,000 or more		<b>2%</b> N=7
			<b>Do any children 17 or under live in your household?</b>	No
Yes				<b>32%</b> N=127
	<b>Are you or any other members of your household aged 65 or older?</b>	No		<b>77%</b> N=304
		Yes		<b>23%</b> N=93
	<b>How much do you anticipate your household's total income before taxes will be for the current year? (Please include in your total income money from all sources for all persons living in your household.)</b>	Less than \$25,000		<b>3%</b> N=12
		\$25,000 to \$49,999		<b>6%</b> N=23
		\$50,000 to \$74,999		<b>14%</b> N=52
		\$75,000 to \$99,999		<b>13%</b> N=51
		\$100,000 to \$149,999		<b>20%</b> N=75
		\$150,000 to \$199,999		<b>18%</b> N=70
		\$200,000 to \$299,999		<b>15%</b> N=59
		\$300,000 or more		<b>10%</b> N=39
	<b>Are you of Hispanic, Latino/a/x, or Spanish origin?</b>	No, not of Hispanic, Latino/a/x, or Spanish origin		<b>93%</b> N=363
		Yes, I consider myself to be of Hispanic, Latino/a/x, or Spanish origin		<b>7%</b> N=28
	<b>In which category is your age?</b>	18-24 years		<b>4%</b> N=14



























Demographic	In which category is your age?	25-34 years		24% N=94	
		35-44 years		13% N=53	
		45-54 years		26% N=101	
		55-64 years		11% N=43	
		65-74 years		12% N=48	
		75 years or older		11% N=44	
	What is your gender?	Woman		52% N=206	
		Man		48% N=188	
		Identify in another way		0% N=	
Economy	Please rate each of the following aspects of quality of life in Franklin.	Franklin as a place to work	Excellent		49% N=167
		Good		38% N=130	
		Fair		12% N=41	
		Poor		1% N=4	
	Franklin as a place to visit	Excellent		66% N=253	
		Good		28% N=108	
		Fair		6% N=24	
		Poor		0% N=1	
	Please rate each of the following characteristics as they relate to Franklin as a whole.	Overall economic health	Excellent		46% N=173
			Good		45% N=167
			Fair		8% N=29
			Poor		1% N=5
Please rate each of the following in the Franklin and service establishments community.	Overall quality of business and service establishments	Excellent		46% N=186	
		Good		43% N=175	
		Fair		10% N=39	
		Poor		1% N=4	
Variety of business and service establishments	Excellent		41% N=166		



























Economy	Please rate each of the following in the Franklin community.	Variety of business and service establishments	Good		38% N=156
			Fair		18% N=71
			Poor		3% N=12
	Vibrancy of downtown/commercial area	Excellent		53% N=214	
		Good		35% N=141	
		Fair		10% N=40	
		Poor		1% N=6	
	Employment opportunities	Excellent		28% N=90	
		Good		41% N=131	
		Fair		30% N=97	
		Poor		1% N=4	
	Shopping opportunities	Excellent		45% N=181	
		Good		43% N=171	
		Fair		10% N=41	
		Poor		2% N=8	
	Cost of living	Excellent		4% N=17	
		Good		25% N=98	
		Fair		38% N=151	
		Poor		33% N=130	
	Please rate the quality of each of the following services in Franklin.	Economic development	Excellent		27% N=87
		Good		55% N=176	
		Fair		13% N=42	
		Poor		4% N=13	
Please rate how important, if at all, you think it is for the Franklin community to focus on each of the following in the coming two years.	Overall economic health	Essential		50% N=195	
		Very important		42% N=166	
		Somewhat important		8% N=33	





















<b>Economy</b>	focus on each of the following in the coming two years.	<b>Overall economic health</b>	Not at all important		<b>0%</b> N=
		<b>What impact, if any, do you think the economy will have on your family income in the next 6 months? Do you think the impact will be:</b>	Very positive		<b>10%</b> N=40
			Somewhat positive		<b>16%</b> N=62
			Neutral		<b>38%</b> N=149
			Somewhat negative		<b>28%</b> N=111
			Very negative		<b>8%</b> N=30
<b>Education, Arts, and Culture</b>	Please rate each of the following characteristics as they relate to Franklin as a whole.	<b>Overall opportunities for education, culture, and the arts</b>	Excellent		<b>33%</b> N=126
			Good		<b>46%</b> N=178
			Fair		<b>19%</b> N=73
			Poor		<b>2%</b> N=8
			Please also rate each of the following in the Franklin community.	<b>Opportunities to attend cultural/arts/music activities</b>	Excellent
	Good				<b>43%</b> N=164
	Fair				<b>14%</b> N=55
	Poor				<b>2%</b> N=9
	<b>Community support for the arts</b>	Excellent		<b>41%</b> N=141	
		Good		<b>41%</b> N=139	
		Fair		<b>15%</b> N=50	
		Poor		<b>4%</b> N=12	
	<b>Availability of affordable quality childcare/preschool</b>	Excellent		<b>18%</b> N=41	
		Good		<b>27%</b> N=62	
Fair			<b>27%</b> N=61		
Poor			<b>28%</b> N=63		
<b>K-12 education</b>	Excellent		<b>57%</b> N=166		
	Good		<b>36%</b> N=106		
	Fair		<b>5%</b> N=13		
	Poor		<b>3%</b> N=8		


























Education, Arts, and Culture	Please also rate each of the following in the Franklin community.	Adult educational opportunities	Excellent		16% N=35	
			Good		54% N=120	
			Fair		20% N=46	
			Poor		10% N=23	
		Opportunities to attend special events and festivals	Excellent		47% N=186	
			Good		42% N=165	
			Fair		9% N=35	
			Poor		2% N=8	
	Please rate the quality of each of the following services in Franklin.	Public library services	Excellent		53% N=191	
			Good		39% N=142	
			Fair		6% N=20	
			Poor		2% N=8	
	Please rate how important, if at all, you think it is for the Franklin community to focus on each of the following in the coming two years.	Overall opportunities for education, culture, and the arts	Essential		32% N=127	
			Very important		46% N=183	
			Somewhat important		19% N=75	
			Not at all important		3% N=11	
Governance	Please indicate whether or not you have done each of the following in the last 12 months.	Contacted the City of Franklin for help or information	No		58% N=232	
			Yes		42% N=169	
		Contacted Franklin elected officials to express your opinion	No		79% N=319	
			Yes		21% N=82	
		Attended a local public meeting	No		71% N=283	
			Yes		29% N=115	
		Watched a local public meeting	No		72% N=289	
			Yes		28% N=111	
		Please rate the quality of each of the following services in Franklin.	Public information services	Excellent		23% N=77
				Good		56% N=186



























Governance	Please rate the quality of each of the following services in Franklin.	Public information services	Fair		19% N=63
			Poor		2% N=6
	Overall customer service by Franklin employees	Excellent		44% N=157	
		Good		50% N=178	
		Fair		5% N=17	
		Poor		1% N=4	
	Please rate the following categories of Franklin government performance.	The value of services for the taxes paid to Franklin	Excellent		27% N=101
			Good		53% N=194
			Fair		19% N=69
			Poor		1% N=4
	The overall direction that Franklin is taking	Excellent		23% N=87	
		Good		48% N=184	
		Fair		19% N=73	
		Poor		10% N=36	
The job Franklin government does at welcoming resident involvement	Excellent		29% N=89		
	Good		46% N=140		
	Fair		21% N=64		
	Poor		5% N=14		
Overall confidence in Franklin government	Excellent		27% N=94		
	Good		48% N=169		
	Fair		19% N=67		
	Poor		6% N=21		
Generally acting in the best interest of the community	Excellent		28% N=99		
	Good		47% N=163		
	Fair		18% N=63		
	Poor		7% N=23		

Governance	Please rate the following categories of Franklin government performance.	Category	Rating	Percentage and Sample Size	
				Percentage	N
	<b>Being honest</b>		Excellent		29% N=93
			Good		47% N=148
			Fair		18% N=55
			Poor		6% N=19
	<b>Being open and transparent to the public</b>		Excellent		23% N=73
			Good		48% N=150
			Fair		22% N=70
			Poor		7% N=23
	<b>Informing residents about issues facing the community</b>		Excellent		20% N=65
			Good		46% N=151
			Fair		24% N=79
			Poor		10% N=31
	<b>Treating all residents fairly</b>		Excellent		27% N=87
			Good		49% N=158
			Fair		15% N=48
			Poor		9% N=28
	<b>Treating residents with respect</b>		Excellent		32% N=105
			Good		50% N=165
			Fair		16% N=52
			Poor		3% N=9
<b>Overall, how would you rate the quality of the services provided by each of the following?</b>	<b>The City of Franklin</b>		Excellent		36% N=136
			Good		54% N=205
			Fair		9% N=35
			Poor		1% N=5
	<b>The Federal Government</b>		Excellent		7% N=26
		Good		34% N=123	

<b>Governance</b>	<b>Overall, how would you rate the quality of the services provided by each of the following?</b>	<b>The Federal Government</b>	Fair		<b>31%</b> N=112
			Poor		<b>27%</b> N=98
<b>Health and Wellness</b>	<b>Please rate each of the following characteristics as they relate to Franklin as a whole.</b>	<b>Overall health and wellness opportunities</b>	Excellent		<b>42%</b> N=165
			Good		<b>44%</b> N=172
			Fair		<b>12%</b> N=49
			Poor		<b>1%</b> N=5
	<b>Please also rate each of the following in the Franklin community.</b>	<b>Availability of affordable quality food</b>	Excellent		<b>27%</b> N=110
			Good		<b>41%</b> N=163
			Fair		<b>25%</b> N=102
			Poor		<b>6%</b> N=26
		<b>Availability of affordable quality health care</b>	Excellent		<b>31%</b> N=116
			Good		<b>40%</b> N=147
			Fair		<b>21%</b> N=79
			Poor		<b>7%</b> N=27
		<b>Availability of preventive health services</b>	Excellent		<b>34%</b> N=118
			Good		<b>46%</b> N=161
			Fair		<b>18%</b> N=62
			Poor		<b>2%</b> N=8
	<b>Availability of affordable quality mental health care</b>	Excellent		<b>21%</b> N=55	
		Good		<b>48%</b> N=124	
		Fair		<b>24%</b> N=62	
		Poor		<b>7%</b> N=18	
	<b>Please rate the quality of each of the following services in Franklin.</b>	<b>Health services</b>	Excellent		<b>40%</b> N=130
			Good		<b>47%</b> N=152
			Fair		<b>11%</b> N=35
			Poor		<b>2%</b> N=6

Health and Wellness	Please rate how important, if at all, you think it is for the Franklin community to focus on each of the following in the coming two years.	Overall health and wellness opportunities	Essential		30% N=119
			Very important		45% N=182
			Somewhat important		24% N=98
			Not at all important		0% N=1
	Please rate your overall health.		Excellent		42% N=164
			Very good		37% N=145
			Good		18% N=71
			Fair		2% N=7
			Poor		0% N=1
	Inclusivity and Engagement	Please rate each of the following aspects of quality of life in Franklin.	Franklin as a place to raise children	Excellent	
Good					21% N=79
Fair					6% N=23
Poor					0% N=2
Franklin as a place to retire		Excellent		46% N=151	
		Good		28% N=92	
		Fair		21% N=69	
		Poor		6% N=20	
Sense of community		Excellent		37% N=147	
		Good		41% N=166	
		Fair		18% N=73	
		Poor		4% N=15	
Please rate each of the following characteristics as they relate to Franklin as a whole.		Residents' connection and engagement with their community	Excellent		23% N=89
	Good			52% N=201	
	Fair			20% N=79	
	Poor			4% N=17	
Please rate the job you feel the Franklin	Making all residents feel welcome	Excellent		33% N=127	

Inclusivity and Engagement	Please rate the job you feel the Franklin community does at each of the following.	Making all residents feel welcome	Good		50% N=192
			Fair		14% N=54
			Poor		3% N=12
		Attracting people from diverse backgrounds	Excellent		24% N=88
			Good		31% N=115
			Fair		29% N=106
			Poor		16% N=61
		Valuing/respecting residents from diverse backgrounds	Excellent		28% N=103
			Good		36% N=135
			Fair		26% N=95
			Poor		10% N=38
		Taking care of vulnerable residents	Excellent		26% N=86
			Good		38% N=127
			Fair		22% N=74
			Poor		14% N=45
	Please also rate each of the following in the Franklin community.	Sense of civic/community pride	Excellent		32% N=120
			Good		54% N=206
			Fair		12% N=46
			Poor		2% N=8
	Neighborhoodliness of residents	Excellent		30% N=121	
			Good		47% N=188
			Fair		19% N=74
			Poor		4% N=15
	Opportunities to participate in social events and activities	Excellent		35% N=136	
			Good		47% N=179
			Fair		16% N=60



























<b>Inclusivity and Engagement</b>	<b>Please also rate each of the following in the Franklin community.</b>	<b>Opportunities to participate in social events and activities</b>	Poor		<b>2%</b> N=8	
		<b>Opportunities to volunteer</b>	Excellent		<b>34%</b> N=102	
			Good		<b>49%</b> N=147	
			Fair		<b>16%</b> N=47	
			Poor		<b>1%</b> N=4	
		<b>Opportunities to participate in community matters</b>	Excellent		<b>29%</b> N=91	
			Good		<b>48%</b> N=150	
			Fair		<b>18%</b> N=56	
			Poor		<b>5%</b> N=16	
		<b>Openness and acceptance of the community toward people of diverse backgrounds</b>	Excellent		<b>22%</b> N=77	
			Good		<b>40%</b> N=139	
			Fair		<b>25%</b> N=87	
			Poor		<b>14%</b> N=48	
		<b>Please indicate whether or not you have done each of the following in the last 12 months.</b>	<b>Volunteered your time to some group/activity</b>	No		<b>56%</b> N=223
				Yes		<b>44%</b> N=179
			<b>Campaigned or advocated for a local issue, cause, or candidate</b>	No		<b>79%</b> N=314
Yes				<b>21%</b> N=84		
<b>Please rate how important, if at all, you think it is for the Franklin community to focus on each of the following in the coming two years.</b>	<b>Residents' connection and engagement with their community</b>	Essential		<b>24%</b> N=96		
		Very important		<b>49%</b> N=196		
		Somewhat important		<b>24%</b> N=96		
		Not at all important		<b>3%</b> N=12		
<b>Mobility</b>	<b>Please rate each of the following characteristics as they relate to Franklin as a whole.</b>	<b>Overall quality of the transportation system</b>	Excellent		<b>9%</b> N=36	
			Good		<b>40%</b> N=153	
			Fair		<b>33%</b> N=126	
			Poor		<b>18%</b> N=69	
			<b>Traffic flow on major streets</b>	Excellent		<b>4%</b> N=16

























**Mobility**



























Please also rate each of the following in the Franklin community.























	<b>Traffic flow on major streets</b>	Good		<b>37%</b> N=150
		Fair		<b>31%</b> N=124
		Poor		<b>28%</b> N=112
	<b>Ease of public parking</b>	Excellent		<b>20%</b> N=78
		Good		<b>35%</b> N=138
		Fair		<b>33%</b> N=131
		Poor		<b>13%</b> N=51
	<b>Ease of travel by car</b>	Excellent		<b>20%</b> N=80
		Good		<b>40%</b> N=160
		Fair		<b>28%</b> N=113
		Poor		<b>12%</b> N=49
	<b>Ease of travel by public transportation</b>	Excellent		<b>3%</b> N=7
Good			<b>23%</b> N=52	
Fair			<b>31%</b> N=69	
Poor			<b>43%</b> N=98	
<b>Ease of travel by bicycle</b>	Excellent		<b>6%</b> N=15	
	Good		<b>31%</b> N=86	
	Fair		<b>33%</b> N=90	
	Poor		<b>31%</b> N=84	
<b>Ease of walking</b>	Excellent		<b>19%</b> N=73	
	Good		<b>39%</b> N=148	
	Fair		<b>27%</b> N=105	
	Poor		<b>15%</b> N=55	
<b>Please indicate whether or not you have done each of the following in the last 12 months.</b>	<b>Used public transportation instead of driving</b>	No		<b>91%</b> N=362
		Yes		<b>9%</b> N=36
	<b>Carpooled with other adults or children instead of</b>	No		<b>48%</b> N=194

Mobility	Survey Question	Response	Percentage	Count (N)	
Mobility	Please indicate whether or not you have done each of the following in the last 12 months.	Carpooled with other adults or children instead of driving alone	Yes	52%	N=208
		Walked or biked instead of driving	No	45%	N=181
		Yes	55%	N=221	
	Please rate the quality of each of the following services in Franklin.	Traffic enforcement	Excellent	20%	N=72
			Good	51%	N=182
			Fair	20%	N=70
			Poor	9%	N=32
	Traffic signal timing	Excellent	14%	N=54	
		Good	45%	N=172	
		Fair	29%	N=110	
		Poor	12%	N=47	
	Street repair	Excellent	16%	N=66	
		Good	38%	N=151	
		Fair	34%	N=134	
Poor		12%	N=48		
Street cleaning	Excellent	40%	N=154		
	Good	45%	N=170		
	Fair	14%	N=53		
	Poor	1%	N=3		
Street lighting	Excellent	29%	N=111		
	Good	55%	N=215		
	Fair	11%	N=43		
	Poor	5%	N=20		
Snow removal	Excellent	26%	N=99		
	Good	48%	N=181		
	Fair	18%	N=68		



























Mobility	Please rate the quality of each of the following services in Franklin.	Snow removal	Poor		8% N=31
		Sidewalk maintenance	Excellent		28% N=106
			Good		47% N=176
			Fair		19% N=73
			Poor		5% N=19
	Bus or transit services	Excellent		18% N=36	
		Good		35% N=69	
		Fair		28% N=56	
		Poor		19% N=37	
	Please rate how important, if at all, you think it is for the Franklin community to focus on each of the following in the coming two years.	Overall quality of the transportation system	Essential		35% N=139
			Very important		48% N=193
			Somewhat important		16% N=63
			Not at all important		2% N=6
	Natural Environment	Please rate each of the following characteristics as they relate to Franklin as a whole.	Overall quality of natural environment	Excellent	
Good					49% N=195
Fair					11% N=43
Poor					4% N=17
Please also rate each of the following in the Franklin community.		Cleanliness	Excellent		57% N=228
			Good		38% N=151
			Fair		5% N=21
			Poor		0% N=1
		Water resources	Excellent		16% N=58
			Good		47% N=166
			Fair		27% N=97
			Poor		10% N=34
Air quality		Excellent		37% N=144	



























Natural Environment	Please also rate each of the following in the Franklin community.	Air quality	Good		52% N=203
			Fair		8% N=31
			Poor		3% N=12
	Please rate the quality of each of the following services in Franklin.	Preservation of natural areas	Excellent		32% N=113
			Good		34% N=119
			Fair		25% N=89
			Poor		9% N=33
	Franklin open space	Excellent		30% N=104	
		Good		43% N=150	
		Fair		21% N=73	
		Poor		7% N=25	
	Recycling	Excellent		24% N=80	
		Good		46% N=155	
		Fair		16% N=56	
		Poor		14% N=48	
Yard waste pick-up	Excellent		43% N=130		
	Good		47% N=141		
	Fair		9% N=27		
	Poor		1% N=3		
Please rate how important, if at all, you think it is for the Franklin community to focus on each of the following in the coming two years.	Overall quality of natural environment	Essential		40% N=159	
		Very important		47% N=185	
		Somewhat important		12% N=49	
		Not at all important		1% N=3	
Parks and Recreation	Please rate each of the following characteristics as they relate to Franklin as a whole.	Overall quality of parks and recreation opportunities	Excellent		45% N=176
			Good		39% N=154
			Fair		14% N=55



























Parks and Recreation	characteristics as they relate to Franklin as a whole.	Overall quality of parks and recreation opportunities	Poor		2% N=7
	Please also rate each of the following in the Franklin community.	Availability of paths and walking trails	Excellent		31% N=121
			Good		48% N=188
			Fair		16% N=63
			Poor		5% N=20
	Fitness opportunities	Excellent		43% N=165	
		Good		38% N=145	
		Fair		15% N=57	
		Poor		3% N=13	
	Recreational opportunities	Excellent		31% N=121	
		Good		51% N=200	
		Fair		17% N=65	
		Poor		1% N=3	
	Please rate the quality of each of the following services in Franklin.	City parks	Excellent		52% N=201
			Good		38% N=146
Fair				9% N=36	
Poor				0% N=2	
Recreation programs or classes	Excellent		37% N=115		
	Good		51% N=159		
	Fair		10% N=31		
	Poor		1% N=4		
Recreation centers or facilities	Excellent		42% N=146		
	Good		44% N=153		
	Fair		10% N=33		
	Poor		4% N=12		
Please rate how important, if at all, you	Overall quality of parks and recreation opportunities	Essential		34% N=135	









Parks and Recreation	Please rate how important, if at all, you think it is for the Franklin community to focus on each of the following in the coming two years.	Overall quality of parks and recreation opportunities	Very important		50% N=200
			Somewhat important		16% N=63
			Not at all important		0% N=1
Quality of Life	Please rate each of the following aspects of quality of life in Franklin.	Franklin as a place to live	Excellent		65% N=165
			Good		28% N=71
			Fair		6% N=15
			Poor		0% N=1
	The overall quality of life	Excellent		59% N=240	
		Good		34% N=136	
		Fair		7% N=27	
		Poor		0% N=1	
Please indicate how likely or unlikely you are to do each of the following.	Recommend living in Franklin to someone who asks	Very likely		61% N=245	
		Somewhat likely		29% N=116	
		Somewhat unlikely		4% N=16	
		Very unlikely		6% N=22	
Remain in Franklin for the next five years	Very likely		63% N=244		
	Somewhat likely		27% N=104		
	Somewhat unlikely		5% N=20		
	Very unlikely		5% N=20		
Please rate each of the following in the Franklin community.	Overall image or reputation	Excellent		62% N=248	
		Good		32% N=129	
		Fair		5% N=21	
		Poor		0% N=	
Safety	Please rate each of the following characteristics as they relate to Franklin as a whole.	Overall feeling of safety	Excellent		61% N=248
			Good		35% N=142
			Fair		3% N=13

**Safety**

<p><b>Please rate how safe or unsafe you feel:</b></p>	<p><b>In your neighborhood during the day</b></p>	Very safe	 91% N=370
		Somewhat safe	 8% N=32
		Neither safe nor unsafe	 1% N=2
		Somewhat unsafe	 0% N=
	<p><b>In Franklin's downtown/commercial area during the day</b></p>	Very safe	 81% N=322
		Somewhat safe	 17% N=67
		Neither safe nor unsafe	 3% N=11
		Somewhat unsafe	 0% N=
	<p><b>From property crime</b></p>	Very safe	 53% N=208
		Somewhat safe	 42% N=167
		Neither safe nor unsafe	 2% N=10
		Somewhat unsafe	 3% N=11
	<p><b>From violent crime</b></p>	Very safe	 72% N=289
		Somewhat safe	 23% N=92
		Neither safe nor unsafe	 3% N=13
		Somewhat unsafe	 2% N=9
<p><b>From fire, flood, or other natural disaster</b></p>	Very safe	 36% N=144	
	Somewhat safe	 43% N=173	
	Neither safe nor unsafe	 13% N=54	
	Somewhat unsafe	 5% N=20	
	Very unsafe	 2% N=10	
<p><b>Please rate the quality of each of the following services in Franklin.</b></p>	<p><b>Police services</b></p>	Excellent	 53% N=197
		Good	 41% N=150
		Fair	 5% N=20
		Poor	 1% N=3
<p><b>Crime prevention</b></p>	Excellent	 47% N=169	

Safety	Please rate the quality of each of the following services in Franklin.	Crime prevention	Good		44% N=159
			Fair		7% N=27
			Poor		1% N=4
		Animal control	Excellent		43% N=118
			Good		44% N=123
			Fair		8% N=23
			Poor		5% N=13
		Ambulance or emergency medical services	Excellent		69% N=208
			Good		29% N=88
			Fair		2% N=7
		Fire services	Excellent		70% N=222
			Good		26% N=84
			Fair		4% N=13
		Fire prevention and education	Excellent		54% N=135
Good			40% N=100		
Fair			5% N=13		
Poor			1% N=4		
Emergency preparedness	Excellent		41% N=119		
	Good		41% N=118		
	Fair		9% N=27		
	Poor		8% N=24		
	Please rate how important, if at all, you think it is for the Franklin community to focus on each of the following in the coming two years.	Overall feeling of safety	Essential		54% N=215
			Very important		33% N=131
			Somewhat important		10% N=42
			Not at all important		3% N=12
Utilities	Please rate each of the following	Overall quality of the utility infrastructure	Excellent		29% N=115

Utilities	Please rate each of the following characteristics as they relate to Franklin as a whole.	Overall quality of the utility infrastructure	Good		50% N=197	
			Fair		15% N=58	
			Poor		6% N=24	
	Please rate the quality of each of the following services in Franklin.	Affordable high-speed internet access		Excellent		27% N=96
				Good		48% N=169
				Fair		19% N=66
				Poor		6% N=23
	Garbage collection		Excellent		46% N=171	
			Good		46% N=169	
			Fair		7% N=27	
			Poor		1% N=4	
	Drinking water		Excellent		31% N=123	
			Good		44% N=172	
			Fair		18% N=71	
			Poor		7% N=26	
	Sewer services		Excellent		38% N=144	
			Good		49% N=188	
			Fair		11% N=41	
			Poor		2% N=8	
	Storm water management		Excellent		33% N=122	
		Good		48% N=181		
		Fair		11% N=42		
		Poor		8% N=28		
Power (electric and/or gas) utility		Excellent		45% N=174		
		Good		46% N=181		
		Fair		9% N=35		

Utilities	Please rate the quality of each of the following services in Franklin.	Utility billing	Excellent		38% N=144
			Good		48% N=184
			Fair		13% N=50
			Poor		1% N=5
	Please rate how important, if at all, you think it is for the Franklin community to focus on each of the following in the coming two years.	Overall quality of the utility infrastructure	Essential		50% N=201
			Very important		37% N=147
			Somewhat important		11% N=44
			Not at all important		2% N=9